

Scaled data based on original data using  
LM-79-08 Approved Method: Electrical and Photometric Measurements of Solid-  
State Lighting Products

Test Report Prepared for  
Cooper Lighting Solutions  
(formerly Eaton)

Brand: McGRAW-EDISON

Report Number: P386167

Luminaire Tested: **GWC-SA1D-740-U-SLL**

Issue Date: 3/3/2020

**Test Information**

Test Method: LM-79-08  
Report Number: P386167  
TEST IS SCALED FROM IESNA LM-79-08 TEST DATA (G2-1903-205-26)  
Test Lab: INNOVATION CENTER  
Issue Date: 3/3/2020  
Manufacturer: COOPER LIGHTING SOLUTIONS (FORMERLY EATON)  
Product Line: MCGRAW-EDISON  
Catalog Number: GWC-SA1D-740-U-SLL  
Description: GALLEON WALL LUMINAIRE  
(1) 70 CRI, 4000K, 1200mA LIGHTSQUARE WITH 16 LEDS AND SPILL LIGHT  
ELIMINATOR LEFT OPTICS  
Light Source: -  
Ballast/Driver: ELECTRONIC DRIVER

**Summary**

Lumens per Lamp: N/A  
Luminaire Lumens: 7283 lumens  
Efficiency: N/A  
Efficacy: 108.7 lumens/watt  
Luminous Opening: Rectangular (W 0.5' x L: 0.5' x H: 0')  
IES Classification: Type III - Medium  
BUG Rating: B1 - U0 - G3

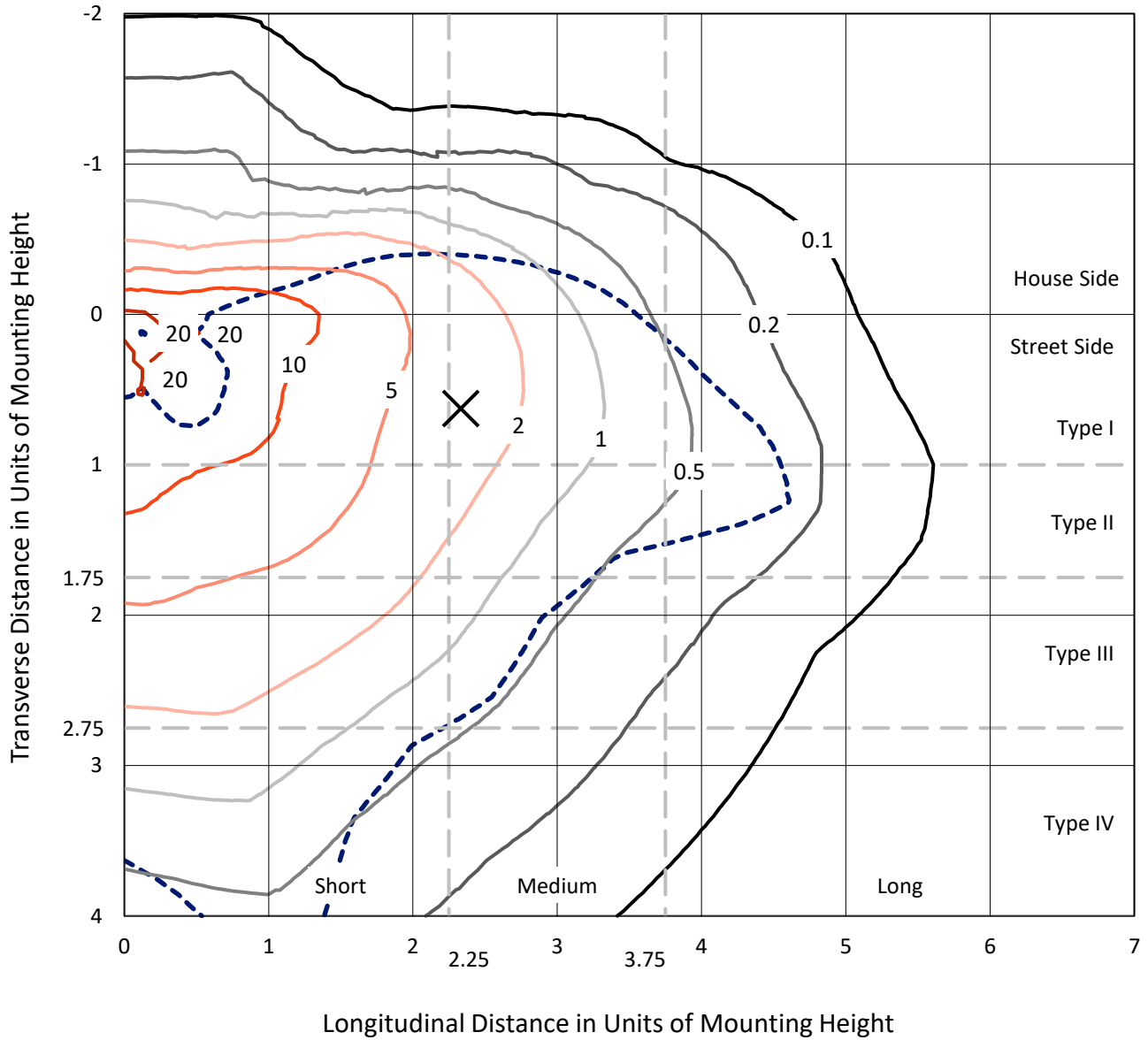
Input Watts (W): 67  
Input Voltage (V): NR  
Input Current (Ain): NR  
Voltage Rise (V): NR  
Power Factor: NR  
Total Harmonic Distortion (THDi): NR  
Frequency (hertz): 60  
Stabilization Time: NR  
Operation Time: NR  
Ambient Temperature (°C): NR  
Test Distance: 24 FT



REPORT NUMBER: P386167  
 CATALOG NUMBER: GWC-SA1D-740-U-SLL

### Iso-Footcandle Lines of Horizontal Illumination

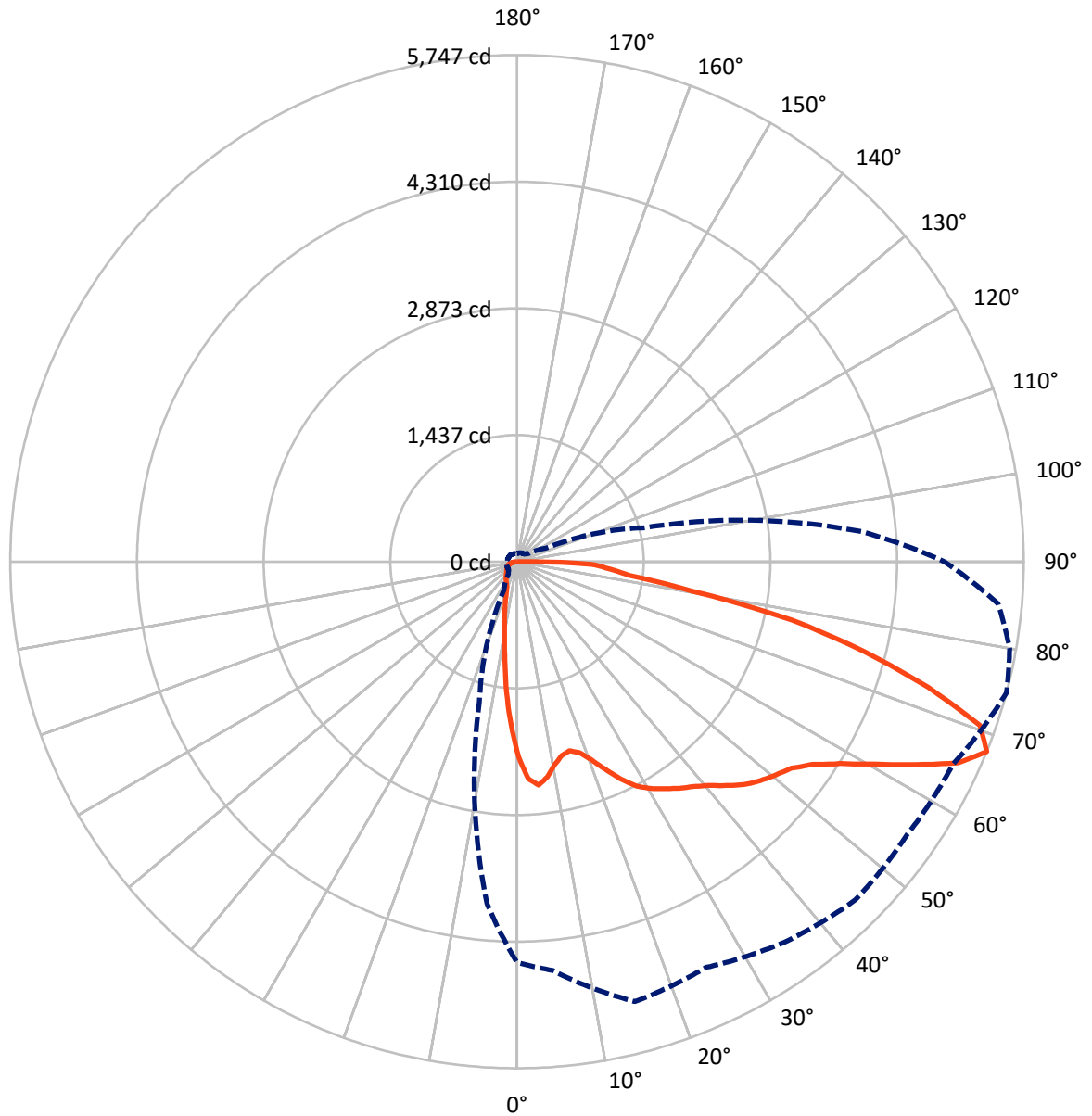
✕ Max cd  
 - - - 1/2 Max cd



Based on 10 foot mounting height. Maximum calculated value = 27.9 fc  
 Type III - Medium - N/A

REPORT NUMBER: P386167  
CATALOG NUMBER: GWC-SA1D-740-U-SLL

### Luminous Intensity Polar Plot



— Vertical Plane Through 75-Deg Lateral    - - - Horizontal Cone Through 67.5-Deg Vertical

REPORT NUMBER: P386167

CATALOG NUMBER: GWC-SA1D-740-U-SLL

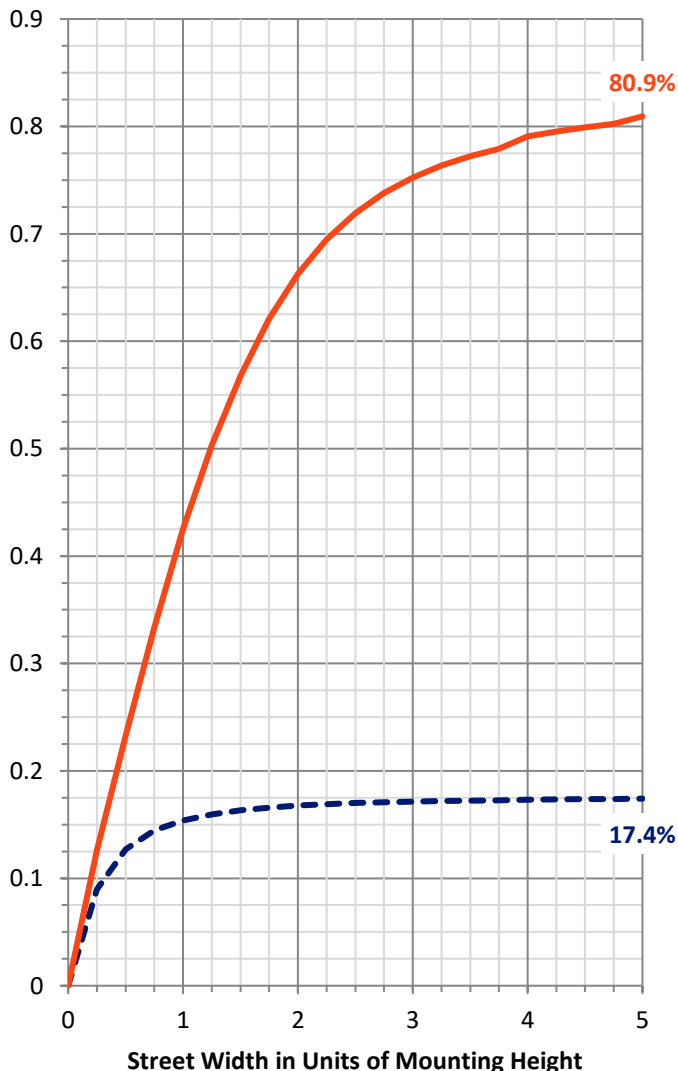
**FLUX DISTRIBUTION:**

		Downward	Upward	Total
<b>House Side</b>	Lumens	1282.7	0.0	1282.7
	% Fixture	17.6	0.0	17.6
<b>Street Side</b>	Lumens	6000.3	0.0	6000.3
	% Fixture	82.4	0.0	82.4
<b>Total</b>	Lumens	7283.0	0.0	7283.0
	% Fixture	100.0	0.0	100.0

**ZONAL LUMENS:**

Zone	Lumens	% Fixture
0°-10°	171.2	2.4
10°-20°	355.7	4.9
20°-30°	505.9	6.9
30°-40°	729.0	10.0
40°-50°	1027.4	14.1
50°-60°	1428.3	19.6
60°-70°	1727.3	23.7
70°-80°	1061.7	14.6
80°-90°	276.3	3.8
90°-100°	0.0	0.0
100°-110°	0.0	0.0
110°-120°	0.0	0.0
120°-130°	0.0	0.0
130°-140°	0.0	0.0
140°-150°	0.0	0.0
150°-160°	0.0	0.0
160°-170°	0.0	0.0
170°-180°	0.0	0.0
0°-90°	7283.0	100.0
0°-180°	7283.0	100.0

**Coefficient of Utilization**



REPORT NUMBER: P386167

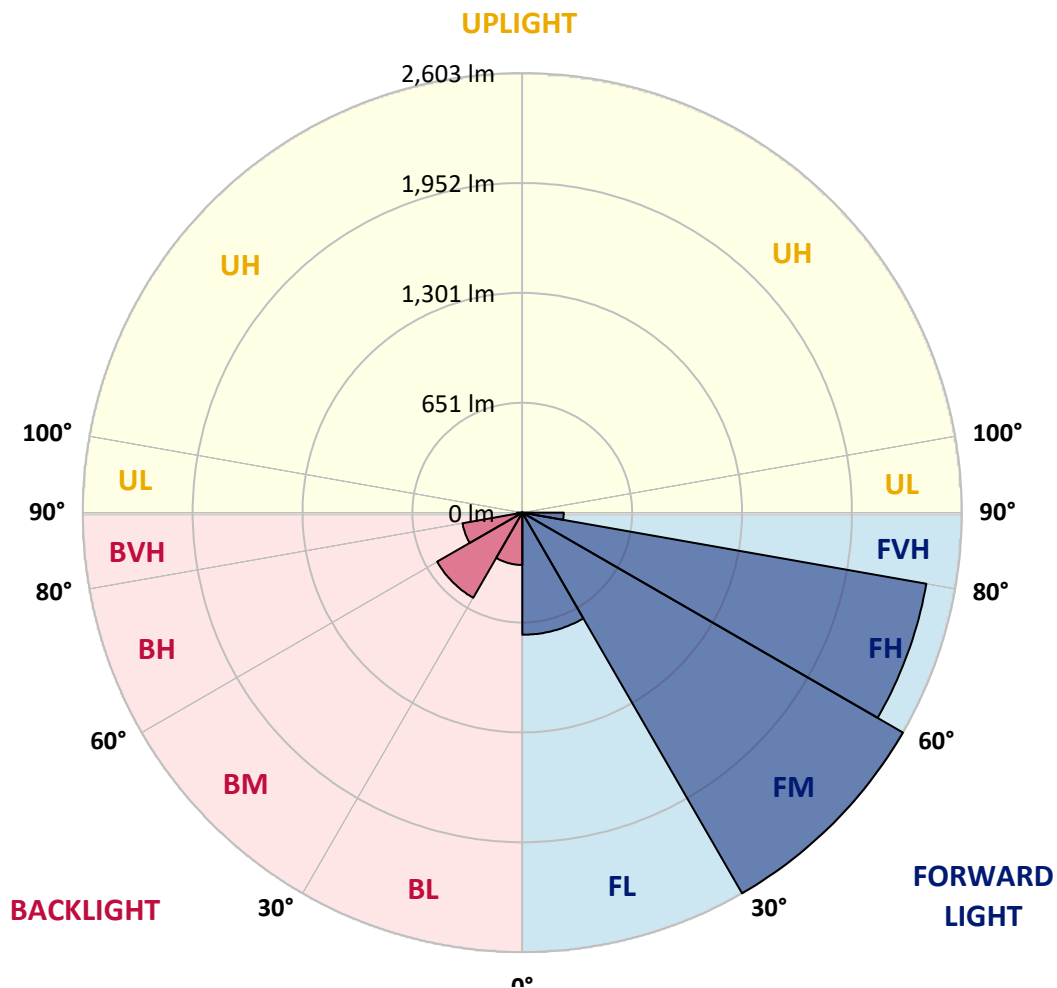
CATALOG NUMBER: GWC-SA1D-740-U-SLL

**LUMINAIRE CLASSIFICATION SYSTEM LUMEN TABLE AND BUG RATING:**

Zone	Lumens	% Fixture	Zone Rating/Lumen Limit		
			B	U	G
FL (0°-30°)	723.1	9.9			
FM (30°-60°)	2602.6	35.7			
FH (60°-80°)	2429.4	33.4			G2/5000
FVH (80°-90°)	245.2	3.4			G3/500
BL (0°-30°)	309.8	4.3	B1/500		
BM (30°-60°)	582.3	8.0	B1/1000		
BH (60°-80°)	359.6	4.9	B1/500		G1/500
BVH (80°-90°)	31.0	0.4			G1/100
UL (90°-100°)	0.0	0.0		U0/0	
UH (100°-180°)	0.0	0.0		U0/0	

**BUG Rating: B1-U0-G3**

Type III Medium





REPORT NUMBER: P386167

CATALOG NUMBER: GWC-SA1D-740-U-SLL

**CANDELA DISTRIBUTION (FULL):**

	0°	5°	10°	15°	20°	25°	30°	35°	40°	45°	50°
0°	2218.8	2218.8	2218.8	2218.8	2218.8	2218.8	2218.8	2218.8	2218.8	2218.8	2218.8
2.5°	2365.0	2396.1	2417.7	2438.9	2455.5	2471.8	2495.7	2519.6	2524.2	2528.6	2519.3
5°	2351.0	2427.0	2491.6	2556.0	2615.7	2675.4	2711.2	2747.0	2754.3	2761.6	2739.1
7.5°	2200.5	2312.6	2424.7	2536.8	2639.6	2742.3	2804.9	2867.3	2881.5	2895.5	2858.8
10°	2029.2	2159.7	2297.4	2435.1	2570.5	2705.9	2796.5	2887.1	2905.1	2923.2	2877.5
12.5°	1899.1	2041.5	2188.5	2335.6	2478.5	2621.2	2715.0	2808.7	2831.2	2853.6	2820.4
15°	1849.0	2005.1	2143.4	2281.7	2406.3	2530.7	2607.5	2684.1	2693.4	2702.5	2697.2
17.5°	1899.1	2071.2	2196.4	2321.3	2389.1	2456.7	2487.6	2518.1	2528.3	2538.2	2551.6
20°	2045.5	2231.3	2319.5	2407.5	2404.6	2401.4	2386.5	2371.4	2368.8	2366.1	2404.0
22.5°	2254.6	2470.4	2505.6	2540.6	2458.7	2376.9	2327.1	2277.0	2267.1	2256.9	2297.1
25°	2500.1	2729.8	2723.4	2716.7	2560.9	2404.9	2309.9	2215.0	2203.9	2192.9	2227.2
27.5°	2767.1	2986.6	2944.7	2902.8	2691.1	2479.4	2341.7	2203.9	2192.9	2181.8	2212.1
30°	2975.9	3175.0	3107.8	3040.5	2800.9	2561.2	2397.6	2233.9	2215.9	2197.5	2234.8
32.5°	3152.6	3322.1	3231.8	3141.6	2890.0	2638.4	2461.4	2284.3	2256.1	2227.8	2277.6
35°	3336.6	3468.8	3341.9	3214.6	2969.5	2724.0	2536.8	2349.2	2314.6	2279.9	2348.4
37.5°	3543.7	3653.4	3471.2	3288.6	3058.9	2829.1	2649.7	2470.1	2434.6	2399.0	2486.4
40°	3762.4	3853.8	3610.6	3367.5	3156.7	2945.9	2806.1	2666.1	2632.3	2598.2	2704.2
42.5°	3953.7	4020.3	3740.5	3460.7	3274.6	3088.3	2989.8	2891.1	2890.8	2890.3	2997.7
45°	4097.8	4155.7	3848.8	3541.6	3389.6	3237.4	3186.1	3134.9	3175.9	3217.0	3314.2
47.5°	4217.5	4256.8	3939.7	3622.3	3521.3	3420.2	3427.8	3435.4	3518.9	3602.5	3665.1
50°	4354.3	4322.6	4022.1	3721.3	3690.1	3659.0	3727.1	3795.0	3891.1	3986.9	4029.4
52.5°	4502.5	4418.4	4133.9	3849.1	3884.1	3919.0	4057.6	4196.2	4293.2	4390.1	4406.2
55°	4769.0	4640.0	4339.5	4038.7	4105.9	4172.9	4376.5	4579.7	4655.4	4731.1	4736.9
57.5°	5069.2	4954.7	4627.5	4300.2	4372.4	4444.6	4679.6	4914.3	4996.1	5077.6	5066.3
60°	5184.8	5190.3	4900.9	4611.1	4683.9	4756.7	4985.6	5214.5	5308.5	5402.3	5377.2
62.5°	5068.3	5204.9	5050.2	4895.3	4961.4	5027.2	5251.5	5475.7	5572.0	5668.4	5624.7
65°	4838.0	4973.4	5042.7	5112.0	5133.8	5155.7	5365.0	5574.1	5648.0	5721.7	5699.6
67.5°	4545.0	4654.5	4910.2	5165.6	5121.6	5077.6	5175.7	5273.9	5349.9	5425.9	5413.3
70°	4205.8	4336.3	4677.2	5018.2	4802.2	4585.8	4545.3	4504.9	4587.0	4668.8	4618.1
72.5°	3597.5	3794.4	4158.1	4521.5	4123.4	3725.4	3587.1	3448.7	3552.7	3656.7	3576.0
75°	2717.3	2978.5	3380.3	3781.9	3306.9	2832.0	2647.4	2462.8	2552.2	2641.6	2586.3
77.5°	1889.8	2217.3	2613.1	3008.8	2526.0	2042.9	1905.8	1768.3	1795.1	1821.6	1812.3
80°	1288.5	1504.0	1780.0	2055.7	1734.3	1412.8	1423.6	1434.1	1421.5	1408.7	1427.4
82.5°	808.0	959.7	1172.9	1385.7	1215.1	1044.5	1142.3	1240.1	1192.1	1143.8	1161.8
85°	455.1	547.7	756.2	964.4	898.9	833.1	890.4	947.5	873.0	798.4	831.3
87.5°	86.8	144.4	418.4	692.1	628.4	564.6	490.6	416.7	318.0	219.3	320.3
90°	0.0	0.0	0.0	0.0	0.0	0.0	0.0	0.0	0.0	0.0	0.0
92.5°	0.0	0.0	0.0	0.0	0.0	0.0	0.0	0.0	0.0	0.0	0.0
95°	0.0	0.0	0.0	0.0	0.0	0.0	0.0	0.0	0.0	0.0	0.0
97.5°	0.0	0.0	0.0	0.0	0.0	0.0	0.0	0.0	0.0	0.0	0.0
100°	0.0	0.0	0.0	0.0	0.0	0.0	0.0	0.0	0.0	0.0	0.0
102.5°	0.0	0.0	0.0	0.0	0.0	0.0	0.0	0.0	0.0	0.0	0.0
105°	0.0	0.0	0.0	0.0	0.0	0.0	0.0	0.0	0.0	0.0	0.0
107.5°	0.0	0.0	0.0	0.0	0.0	0.0	0.0	0.0	0.0	0.0	0.0



REPORT NUMBER: P386167  
 CATALOG NUMBER: GWC-SA1D-740-U-SLL

**CANDELA DISTRIBUTION (continued):**

	0°	5°	10°	15°	20°	25°	30°	35°	40°	45°	50°
112.5°	0.0	0.0	0.0	0.0	0.0	0.0	0.0	0.0	0.0	0.0	0.0
115°	0.0	0.0	0.0	0.0	0.0	0.0	0.0	0.0	0.0	0.0	0.0
117.5°	0.0	0.0	0.0	0.0	0.0	0.0	0.0	0.0	0.0	0.0	0.0
120°	0.0	0.0	0.0	0.0	0.0	0.0	0.0	0.0	0.0	0.0	0.0
122.5°	0.0	0.0	0.0	0.0	0.0	0.0	0.0	0.0	0.0	0.0	0.0
125°	0.0	0.0	0.0	0.0	0.0	0.0	0.0	0.0	0.0	0.0	0.0
127.5°	0.0	0.0	0.0	0.0	0.0	0.0	0.0	0.0	0.0	0.0	0.0
130°	0.0	0.0	0.0	0.0	0.0	0.0	0.0	0.0	0.0	0.0	0.0
132.5°	0.0	0.0	0.0	0.0	0.0	0.0	0.0	0.0	0.0	0.0	0.0
135°	0.0	0.0	0.0	0.0	0.0	0.0	0.0	0.0	0.0	0.0	0.0
137.5°	0.0	0.0	0.0	0.0	0.0	0.0	0.0	0.0	0.0	0.0	0.0
140°	0.0	0.0	0.0	0.0	0.0	0.0	0.0	0.0	0.0	0.0	0.0
142.5°	0.0	0.0	0.0	0.0	0.0	0.0	0.0	0.0	0.0	0.0	0.0
145°	0.0	0.0	0.0	0.0	0.0	0.0	0.0	0.0	0.0	0.0	0.0
147.5°	0.0	0.0	0.0	0.0	0.0	0.0	0.0	0.0	0.0	0.0	0.0
150°	0.0	0.0	0.0	0.0	0.0	0.0	0.0	0.0	0.0	0.0	0.0
152.5°	0.0	0.0	0.0	0.0	0.0	0.0	0.0	0.0	0.0	0.0	0.0
155°	0.0	0.0	0.0	0.0	0.0	0.0	0.0	0.0	0.0	0.0	0.0
157.5°	0.0	0.0	0.0	0.0	0.0	0.0	0.0	0.0	0.0	0.0	0.0
160°	0.0	0.0	0.0	0.0	0.0	0.0	0.0	0.0	0.0	0.0	0.0
162.5°	0.0	0.0	0.0	0.0	0.0	0.0	0.0	0.0	0.0	0.0	0.0
165°	0.0	0.0	0.0	0.0	0.0	0.0	0.0	0.0	0.0	0.0	0.0
167.5°	0.0	0.0	0.0	0.0	0.0	0.0	0.0	0.0	0.0	0.0	0.0
170°	0.0	0.0	0.0	0.0	0.0	0.0	0.0	0.0	0.0	0.0	0.0
172.5°	0.0	0.0	0.0	0.0	0.0	0.0	0.0	0.0	0.0	0.0	0.0
175°	0.0	0.0	0.0	0.0	0.0	0.0	0.0	0.0	0.0	0.0	0.0
177.5°	0.0	0.0	0.0	0.0	0.0	0.0	0.0	0.0	0.0	0.0	0.0
180°	0.0	0.0	0.0	0.0	0.0	0.0	0.0	0.0	0.0	0.0	0.0





REPORT NUMBER: P386167

CATALOG NUMBER: GWC-SA1D-740-U-SLL

**CANDELA DISTRIBUTION (continued):**

	55°	60°	65°	70°	75°	80°	85°	90°	95°	100°	105°
0°	2218.8	2218.8	2218.8	2218.8	2218.8	2218.8	2218.8	2218.8	2218.8	2218.8	2218.8
2.5°	2510.0	2505.0	2500.1	2482.3	2464.3	2437.5	2415.3	2376.9	2355.9	2324.2	2292.5
5°	2716.4	2685.0	2653.5	2599.4	2544.9	2484.4	2414.8	2337.6	2279.4	2203.7	2128.0
7.5°	2822.1	2748.7	2675.1	2571.1	2466.9	2373.1	2263.1	2160.6	2073.2	1974.8	1876.4
10°	2831.7	2721.7	2611.3	2476.2	2340.8	2227.0	2100.3	1986.4	1881.6	1768.6	1655.4
12.5°	2786.9	2669.8	2552.5	2403.7	2254.6	2125.3	1989.1	1861.5	1745.3	1621.0	1496.4
15°	2692.0	2598.5	2504.7	2365.3	2225.8	2095.3	1963.1	1812.0	1680.7	1553.5	1425.9
17.5°	2564.7	2520.5	2475.9	2375.2	2274.1	2161.1	2033.0	1855.7	1702.0	1563.6	1425.3
20°	2441.6	2457.9	2473.9	2433.7	2393.5	2303.0	2191.1	1992.0	1795.7	1614.9	1433.8
22.5°	2337.0	2415.3	2493.4	2524.5	2555.4	2501.0	2413.6	2183.3	1923.5	1687.4	1451.2
25°	2261.3	2391.2	2521.0	2624.7	2728.1	2703.9	2636.6	2415.6	2093.0	1791.9	1490.6
27.5°	2242.4	2401.7	2560.9	2721.7	2882.1	2904.5	2885.9	2660.5	2295.1	1921.8	1548.2
30°	2272.1	2433.4	2594.4	2790.1	2985.5	3074.9	3099.9	2864.6	2526.0	2073.2	1620.1
32.5°	2327.4	2485.5	2643.6	2856.8	3069.6	3204.7	3284.5	3051.3	2687.0	2187.4	1687.4
35°	2416.8	2564.7	2712.6	2934.5	3156.4	3331.1	3476.7	3244.0	2830.0	2267.1	1704.0
37.5°	2573.5	2700.7	2828.0	3032.9	3237.6	3464.2	3682.9	3456.3	2984.6	2344.0	1703.1
40°	2810.2	2900.2	2989.8	3163.1	3336.1	3621.1	3916.4	3693.1	3155.5	2427.3	1699.0
42.5°	3105.2	3151.5	3197.5	3334.6	3471.8	3785.1	4128.4	3924.5	3318.6	2504.7	1690.9
45°	3411.2	3423.4	3435.6	3522.1	3608.3	3914.9	4272.8	4098.4	3461.0	2572.0	1682.7
47.5°	3727.4	3685.5	3643.5	3677.9	3712.3	4014.5	4375.9	4230.3	3603.9	2646.5	1688.9
50°	4071.9	3955.1	3838.3	3820.3	3802.2	4114.1	4497.3	4398.0	3775.7	2755.2	1734.6
52.5°	4421.9	4229.4	4036.9	3965.6	3894.0	4232.9	4658.3	4606.8	4020.9	2923.5	1825.7
55°	4742.8	4497.9	4253.0	4156.9	4060.8	4414.6	4854.9	4913.4	4335.1	3138.6	1941.9
57.5°	5054.6	4777.1	4499.6	4410.5	4321.4	4681.6	5103.8	5188.6	4652.5	3345.1	2037.4
60°	5352.2	5077.6	4802.7	4731.4	4659.8	5013.6	5372.9	5311.1	4816.1	3441.8	2067.1
62.5°	5581.1	5362.7	5144.3	5106.7	5068.9	5349.3	5579.6	5263.4	4712.2	3346.5	1980.9
65°	5677.4	5553.1	5428.5	5463.7	5498.7	5603.2	5631.2	5123.6	4385.5	3079.8	1774.2
67.5°	5400.5	5425.9	5451.2	5599.1	5746.8	5674.8	5478.0	4848.2	3920.5	2701.9	1483.3
70°	4567.2	4719.2	4870.9	5220.9	5570.6	5411.0	5067.7	4353.7	3360.8	2266.6	1172.0
72.5°	3495.0	3666.0	3836.6	4356.1	4875.2	4728.2	4307.7	3576.0	2694.6	1810.0	925.1
75°	2530.7	2723.7	2916.5	3489.5	4062.6	3858.4	3222.2	2560.4	2046.7	1381.7	716.3
77.5°	1802.7	1932.0	2061.3	2627.3	3193.1	2860.6	2144.8	1722.9	1416.6	960.3	503.7
80°	1446.0	1406.4	1366.8	1682.2	1997.5	1942.2	1418.6	1106.5	980.4	643.5	306.6
82.5°	1179.6	1082.9	986.2	1134.7	1283.2	1275.1	984.5	811.8	729.7	447.3	164.8
85°	863.9	825.2	786.5	917.8	1049.1	937.0	666.8	516.0	569.0	329.3	89.7
87.5°	421.3	481.3	541.0	695.9	850.5	638.6	202.4	100.2	138.6	91.1	43.4
90°	0.0	0.0	0.0	0.0	0.0	0.0	0.0	0.0	0.0	0.0	0.0
92.5°	0.0	0.0	0.0	0.0	0.0	0.0	0.0	0.0	0.0	0.0	0.0
95°	0.0	0.0	0.0	0.0	0.0	0.0	0.0	0.0	0.0	0.0	0.0
97.5°	0.0	0.0	0.0	0.0	0.0	0.0	0.0	0.0	0.0	0.0	0.0
100°	0.0	0.0	0.0	0.0	0.0	0.0	0.0	0.0	0.0	0.0	0.0
102.5°	0.0	0.0	0.0	0.0	0.0	0.0	0.0	0.0	0.0	0.0	0.0
105°	0.0	0.0	0.0	0.0	0.0	0.0	0.0	0.0	0.0	0.0	0.0
107.5°	0.0	0.0	0.0	0.0	0.0	0.0	0.0	0.0	0.0	0.0	0.0



REPORT NUMBER: P386167  
 CATALOG NUMBER: GWC-SA1D-740-U-SLL

**CANDELA DISTRIBUTION (continued):**

	55°	60°	65°	70°	75°	80°	85°	90°	95°	100°	105°
112.5°	0.0	0.0	0.0	0.0	0.0	0.0	0.0	0.0	0.0	0.0	0.0
115°	0.0	0.0	0.0	0.0	0.0	0.0	0.0	0.0	0.0	0.0	0.0
117.5°	0.0	0.0	0.0	0.0	0.0	0.0	0.0	0.0	0.0	0.0	0.0
120°	0.0	0.0	0.0	0.0	0.0	0.0	0.0	0.0	0.0	0.0	0.0
122.5°	0.0	0.0	0.0	0.0	0.0	0.0	0.0	0.0	0.0	0.0	0.0
125°	0.0	0.0	0.0	0.0	0.0	0.0	0.0	0.0	0.0	0.0	0.0
127.5°	0.0	0.0	0.0	0.0	0.0	0.0	0.0	0.0	0.0	0.0	0.0
130°	0.0	0.0	0.0	0.0	0.0	0.0	0.0	0.0	0.0	0.0	0.0
132.5°	0.0	0.0	0.0	0.0	0.0	0.0	0.0	0.0	0.0	0.0	0.0
135°	0.0	0.0	0.0	0.0	0.0	0.0	0.0	0.0	0.0	0.0	0.0
137.5°	0.0	0.0	0.0	0.0	0.0	0.0	0.0	0.0	0.0	0.0	0.0
140°	0.0	0.0	0.0	0.0	0.0	0.0	0.0	0.0	0.0	0.0	0.0
142.5°	0.0	0.0	0.0	0.0	0.0	0.0	0.0	0.0	0.0	0.0	0.0
145°	0.0	0.0	0.0	0.0	0.0	0.0	0.0	0.0	0.0	0.0	0.0
147.5°	0.0	0.0	0.0	0.0	0.0	0.0	0.0	0.0	0.0	0.0	0.0
150°	0.0	0.0	0.0	0.0	0.0	0.0	0.0	0.0	0.0	0.0	0.0
152.5°	0.0	0.0	0.0	0.0	0.0	0.0	0.0	0.0	0.0	0.0	0.0
155°	0.0	0.0	0.0	0.0	0.0	0.0	0.0	0.0	0.0	0.0	0.0
157.5°	0.0	0.0	0.0	0.0	0.0	0.0	0.0	0.0	0.0	0.0	0.0
160°	0.0	0.0	0.0	0.0	0.0	0.0	0.0	0.0	0.0	0.0	0.0
162.5°	0.0	0.0	0.0	0.0	0.0	0.0	0.0	0.0	0.0	0.0	0.0
165°	0.0	0.0	0.0	0.0	0.0	0.0	0.0	0.0	0.0	0.0	0.0
167.5°	0.0	0.0	0.0	0.0	0.0	0.0	0.0	0.0	0.0	0.0	0.0
170°	0.0	0.0	0.0	0.0	0.0	0.0	0.0	0.0	0.0	0.0	0.0
172.5°	0.0	0.0	0.0	0.0	0.0	0.0	0.0	0.0	0.0	0.0	0.0
175°	0.0	0.0	0.0	0.0	0.0	0.0	0.0	0.0	0.0	0.0	0.0
177.5°	0.0	0.0	0.0	0.0	0.0	0.0	0.0	0.0	0.0	0.0	0.0
180°	0.0	0.0	0.0	0.0	0.0	0.0	0.0	0.0	0.0	0.0	0.0



REPORT NUMBER: P386167

CATALOG NUMBER: GWC-SA1D-740-U-SLL

**CANDELA DISTRIBUTION (continued):**

	110°	115°	120°	125°	130°	135°	140°	145°	150°	155°	160°
0°	2218.8	2218.8	2218.8	2218.8	2218.8	2218.8	2218.8	2218.8	2218.8	2218.8	2218.8
2.5°	2268.9	2245.0	2217.9	2190.8	2160.0	2128.8	2110.5	2091.8	2071.8	2051.7	2028.9
5°	2077.9	2027.8	1971.0	1914.2	1858.0	1801.8	1771.5	1741.3	1709.2	1676.9	1649.0
7.5°	1803.6	1730.5	1651.9	1573.0	1503.1	1432.9	1389.5	1345.8	1306.2	1266.3	1232.9
10°	1562.2	1469.0	1390.1	1310.9	1258.2	1205.5	1165.6	1125.7	1087.3	1048.5	1011.6
12.5°	1403.2	1310.0	1259.9	1209.9	1166.2	1122.5	1076.5	1030.2	977.5	924.5	885.8
15°	1341.2	1256.4	1200.8	1144.9	1086.4	1027.6	971.1	914.6	852.3	790.0	746.0
17.5°	1314.4	1203.5	1125.7	1047.7	970.5	893.3	827.8	762.3	694.2	626.0	581.5
20°	1286.1	1138.5	1034.3	929.7	830.7	731.7	657.5	583.2	522.4	461.5	427.5
22.5°	1260.5	1069.5	938.8	807.7	690.7	573.6	500.8	427.7	390.5	353.2	339.5
25°	1250.0	1009.2	848.5	687.8	564.3	440.6	388.7	336.9	322.6	308.1	301.1
27.5°	1251.8	955.4	772.5	589.4	478.1	366.9	331.4	295.8	287.1	278.1	273.7
30°	1258.5	896.8	700.9	504.9	413.2	321.5	298.5	275.2	265.8	256.5	251.0
32.5°	1266.1	844.4	645.5	446.4	371.5	296.4	277.5	258.3	249.3	240.2	234.7
35°	1253.0	801.6	607.7	413.8	344.8	275.5	259.4	243.1	233.2	223.3	218.1
37.5°	1230.8	758.5	578.3	397.8	327.3	256.5	244.9	232.9	222.8	212.3	207.3
40°	1210.7	722.1	556.4	390.5	317.7	244.6	234.7	224.8	214.3	203.5	197.7
42.5°	1194.4	697.7	534.9	372.1	308.9	245.5	231.5	217.2	207.0	196.8	190.4
45°	1182.2	681.7	518.0	354.4	300.8	247.2	229.5	211.7	201.5	191.0	183.4
47.5°	1181.0	673.2	506.1	338.9	285.4	231.5	224.2	216.9	202.1	186.9	178.2
50°	1197.0	659.5	492.1	324.4	270.5	216.6	226.5	236.1	210.8	185.2	174.1
52.5°	1230.5	635.4	470.0	304.6	252.5	200.0	215.5	230.6	208.8	186.6	172.4
55°	1271.0	599.8	436.5	272.8	228.6	184.0	197.7	211.1	197.4	183.4	166.3
57.5°	1296.3	555.0	394.3	233.5	201.8	170.0	177.9	185.5	179.9	174.4	156.9
60°	1281.2	495.3	346.8	198.0	178.2	158.4	156.9	155.2	163.4	171.5	151.4
62.5°	1207.2	433.6	304.9	176.2	161.3	146.2	143.0	139.5	152.9	166.0	144.7
65°	1082.3	390.5	278.4	166.3	149.7	133.1	129.6	126.1	130.2	134.2	124.3
67.5°	923.6	364.0	263.2	162.5	142.4	122.0	117.9	113.9	113.0	112.1	108.6
70°	760.0	347.7	253.3	159.0	134.5	109.8	106.0	102.2	101.0	99.6	97.0
72.5°	635.4	345.6	252.2	158.7	128.1	97.5	94.1	90.6	89.1	87.4	85.3
75°	520.3	324.4	239.4	154.3	119.4	84.2	80.9	77.7	76.6	75.1	73.4
77.5°	386.1	268.5	201.2	133.9	102.2	70.5	67.3	63.8	63.5	62.9	61.4
80°	250.4	194.2	143.8	93.5	74.5	55.3	52.7	49.8	50.1	50.4	49.2
82.5°	139.2	113.3	87.9	62.6	51.0	39.3	38.1	36.7	37.6	38.1	36.7
85°	73.4	57.1	47.2	37.3	29.4	21.5	21.5	21.3	22.4	23.6	22.4
87.5°	31.7	20.1	17.2	14.0	7.9	1.5	1.7	1.7	2.3	2.9	2.6
90°	0.0	0.0	0.0	0.0	0.0	0.0	0.0	0.0	0.0	0.0	0.0
92.5°	0.0	0.0	0.0	0.0	0.0	0.0	0.0	0.0	0.0	0.0	0.0
95°	0.0	0.0	0.0	0.0	0.0	0.0	0.0	0.0	0.0	0.0	0.0
97.5°	0.0	0.0	0.0	0.0	0.0	0.0	0.0	0.0	0.0	0.0	0.0
100°	0.0	0.0	0.0	0.0	0.0	0.0	0.0	0.0	0.0	0.0	0.0
102.5°	0.0	0.0	0.0	0.0	0.0	0.0	0.0	0.0	0.0	0.0	0.0
105°	0.0	0.0	0.0	0.0	0.0	0.0	0.0	0.0	0.0	0.0	0.0
107.5°	0.0	0.0	0.0	0.0	0.0	0.0	0.0	0.0	0.0	0.0	0.0



REPORT NUMBER: P386167  
 CATALOG NUMBER: GWC-SA1D-740-U-SLL

**CANDELA DISTRIBUTION (continued):**

	110°	115°	120°	125°	130°	135°	140°	145°	150°	155°	160°
112.5°	0.0	0.0	0.0	0.0	0.0	0.0	0.0	0.0	0.0	0.0	0.0
115°	0.0	0.0	0.0	0.0	0.0	0.0	0.0	0.0	0.0	0.0	0.0
117.5°	0.0	0.0	0.0	0.0	0.0	0.0	0.0	0.0	0.0	0.0	0.0
120°	0.0	0.0	0.0	0.0	0.0	0.0	0.0	0.0	0.0	0.0	0.0
122.5°	0.0	0.0	0.0	0.0	0.0	0.0	0.0	0.0	0.0	0.0	0.0
125°	0.0	0.0	0.0	0.0	0.0	0.0	0.0	0.0	0.0	0.0	0.0
127.5°	0.0	0.0	0.0	0.0	0.0	0.0	0.0	0.0	0.0	0.0	0.0
130°	0.0	0.0	0.0	0.0	0.0	0.0	0.0	0.0	0.0	0.0	0.0
132.5°	0.0	0.0	0.0	0.0	0.0	0.0	0.0	0.0	0.0	0.0	0.0
135°	0.0	0.0	0.0	0.0	0.0	0.0	0.0	0.0	0.0	0.0	0.0
137.5°	0.0	0.0	0.0	0.0	0.0	0.0	0.0	0.0	0.0	0.0	0.0
140°	0.0	0.0	0.0	0.0	0.0	0.0	0.0	0.0	0.0	0.0	0.0
142.5°	0.0	0.0	0.0	0.0	0.0	0.0	0.0	0.0	0.0	0.0	0.0
145°	0.0	0.0	0.0	0.0	0.0	0.0	0.0	0.0	0.0	0.0	0.0
147.5°	0.0	0.0	0.0	0.0	0.0	0.0	0.0	0.0	0.0	0.0	0.0
150°	0.0	0.0	0.0	0.0	0.0	0.0	0.0	0.0	0.0	0.0	0.0
152.5°	0.0	0.0	0.0	0.0	0.0	0.0	0.0	0.0	0.0	0.0	0.0
155°	0.0	0.0	0.0	0.0	0.0	0.0	0.0	0.0	0.0	0.0	0.0
157.5°	0.0	0.0	0.0	0.0	0.0	0.0	0.0	0.0	0.0	0.0	0.0
160°	0.0	0.0	0.0	0.0	0.0	0.0	0.0	0.0	0.0	0.0	0.0
162.5°	0.0	0.0	0.0	0.0	0.0	0.0	0.0	0.0	0.0	0.0	0.0
165°	0.0	0.0	0.0	0.0	0.0	0.0	0.0	0.0	0.0	0.0	0.0
167.5°	0.0	0.0	0.0	0.0	0.0	0.0	0.0	0.0	0.0	0.0	0.0
170°	0.0	0.0	0.0	0.0	0.0	0.0	0.0	0.0	0.0	0.0	0.0
172.5°	0.0	0.0	0.0	0.0	0.0	0.0	0.0	0.0	0.0	0.0	0.0
175°	0.0	0.0	0.0	0.0	0.0	0.0	0.0	0.0	0.0	0.0	0.0
177.5°	0.0	0.0	0.0	0.0	0.0	0.0	0.0	0.0	0.0	0.0	0.0
180°	0.0	0.0	0.0	0.0	0.0	0.0	0.0	0.0	0.0	0.0	0.0



REPORT NUMBER: P386167  
 CATALOG NUMBER: GWC-SA1D-740-U-SLL

**CANDELA DISTRIBUTION (continued):**

	165°	170°	175°	180°	185°	190°	195°	200°	205°	210°	215°
0°	2218.8	2218.8	2218.8	2218.8	2218.8	2218.8	2218.8	2218.8	2218.8	2218.8	2218.8
2.5°	2005.9	1984.7	1963.1	1939.6	1943.9	1925.9	1907.8	1896.5	1885.1	1881.6	1878.1
5°	1621.0	1596.8	1572.4	1550.5	1569.5	1556.7	1543.8	1542.1	1540.1	1540.1	1539.8
7.5°	1199.4	1173.5	1147.3	1129.2	1147.8	1145.5	1143.2	1155.7	1168.2	1178.4	1188.3
10°	974.6	943.1	911.4	884.6	879.9	866.6	852.9	855.8	858.4	869.5	880.5
12.5°	847.0	809.5	771.9	740.5	726.2	704.1	681.7	667.7	653.7	655.2	656.3
15°	701.7	665.3	628.7	601.6	592.6	575.4	558.2	540.7	523.0	515.7	508.1
17.5°	536.6	507.5	478.1	460.1	460.1	455.1	450.2	441.4	432.4	425.1	417.6
20°	393.4	378.0	362.2	354.7	357.0	357.3	357.3	361.6	366.0	363.7	361.4
22.5°	325.5	320.0	314.5	311.3	312.4	312.7	313.0	317.1	320.9	323.8	326.4
25°	293.8	290.3	286.8	285.6	288.3	288.6	288.6	291.2	293.8	296.7	299.6
27.5°	269.1	267.6	266.1	264.1	266.7	266.7	266.4	269.3	272.0	274.6	276.9
30°	245.5	246.0	246.3	245.8	247.5	248.7	249.5	251.6	253.3	255.4	257.4
32.5°	228.9	228.0	227.1	226.5	230.3	232.4	234.4	236.4	238.2	239.1	239.9
35°	212.9	210.8	208.8	207.3	210.8	213.4	216.1	219.8	223.3	223.9	224.5
37.5°	202.1	199.5	196.8	195.1	196.5	197.7	198.9	203.0	207.0	209.4	211.4
40°	191.9	189.3	186.6	185.2	186.1	186.4	186.6	188.7	190.4	194.8	198.9
42.5°	183.7	180.5	177.3	175.6	176.2	176.7	177.0	176.7	176.5	180.5	184.6
45°	175.6	172.1	168.6	166.6	166.8	166.8	166.8	166.3	165.4	167.4	169.5
47.5°	169.2	165.1	161.0	159.0	158.4	157.8	157.2	156.9	156.4	157.8	159.0
50°	162.8	158.4	153.7	151.4	150.0	149.4	148.8	148.5	147.9	149.4	150.5
52.5°	157.8	152.6	147.3	143.6	142.1	141.2	140.3	140.6	140.6	141.2	141.5
55°	149.1	144.4	139.5	136.9	134.2	133.7	133.1	133.9	134.5	134.5	134.5
57.5°	139.5	135.1	130.4	128.7	126.4	126.4	126.1	127.2	128.1	128.7	129.3
60°	131.0	126.1	121.1	119.7	118.8	118.5	118.2	119.7	120.8	122.0	123.2
62.5°	123.2	117.9	112.7	110.9	110.6	110.9	110.9	112.4	113.6	114.7	115.9
65°	114.4	109.2	103.7	101.9	102.5	103.4	104.2	105.4	106.3	107.4	108.6
67.5°	104.8	100.5	95.8	94.1	94.3	95.5	96.7	97.5	98.1	99.3	100.5
70°	94.3	90.6	86.8	85.6	85.3	86.8	87.9	88.5	89.1	90.6	91.7
72.5°	83.0	79.8	76.6	75.7	76.0	76.9	77.7	78.6	79.2	80.7	81.8
75°	71.3	68.4	65.5	64.9	65.5	66.4	67.3	67.8	68.4	70.2	71.6
77.5°	60.0	56.8	53.3	53.0	53.9	54.7	55.3	56.2	57.1	59.4	61.7
80°	48.0	44.6	40.8	40.5	41.3	42.2	43.1	44.0	44.8	47.8	50.4
82.5°	35.2	31.2	27.1	26.5	29.4	30.3	31.2	32.6	33.8	36.4	39.0
85°	21.3	17.2	13.1	12.8	15.4	16.9	18.3	20.1	21.5	23.9	26.2
87.5°	2.3	1.2	0.0	0.0	0.3	1.5	2.6	4.1	5.5	7.9	9.9
90°	0.0	0.0	0.0	0.0	0.0	0.0	0.0	0.0	0.0	0.0	0.0
92.5°	0.0	0.0	0.0	0.0	0.0	0.0	0.0	0.0	0.0	0.0	0.0
95°	0.0	0.0	0.0	0.0	0.0	0.0	0.0	0.0	0.0	0.0	0.0
97.5°	0.0	0.0	0.0	0.0	0.0	0.0	0.0	0.0	0.0	0.0	0.0
100°	0.0	0.0	0.0	0.0	0.0	0.0	0.0	0.0	0.0	0.0	0.0
102.5°	0.0	0.0	0.0	0.0	0.0	0.0	0.0	0.0	0.0	0.0	0.0
105°	0.0	0.0	0.0	0.0	0.0	0.0	0.0	0.0	0.0	0.0	0.0
107.5°	0.0	0.0	0.0	0.0	0.0	0.0	0.0	0.0	0.0	0.0	0.0



REPORT NUMBER: P386167

CATALOG NUMBER: GWC-SA1D-740-U-SLL

**CANDELA DISTRIBUTION (continued):**

	165°	170°	175°	180°	185°	190°	195°	200°	205°	210°	215°
112.5°	0.0	0.0	0.0	0.0	0.0	0.0	0.0	0.0	0.0	0.0	0.0
115°	0.0	0.0	0.0	0.0	0.0	0.0	0.0	0.0	0.0	0.0	0.0
117.5°	0.0	0.0	0.0	0.0	0.0	0.0	0.0	0.0	0.0	0.0	0.0
120°	0.0	0.0	0.0	0.0	0.0	0.0	0.0	0.0	0.0	0.0	0.0
122.5°	0.0	0.0	0.0	0.0	0.0	0.0	0.0	0.0	0.0	0.0	0.0
125°	0.0	0.0	0.0	0.0	0.0	0.0	0.0	0.0	0.0	0.0	0.0
127.5°	0.0	0.0	0.0	0.0	0.0	0.0	0.0	0.0	0.0	0.0	0.0
130°	0.0	0.0	0.0	0.0	0.0	0.0	0.0	0.0	0.0	0.0	0.0
132.5°	0.0	0.0	0.0	0.0	0.0	0.0	0.0	0.0	0.0	0.0	0.0
135°	0.0	0.0	0.0	0.0	0.0	0.0	0.0	0.0	0.0	0.0	0.0
137.5°	0.0	0.0	0.0	0.0	0.0	0.0	0.0	0.0	0.0	0.0	0.0
140°	0.0	0.0	0.0	0.0	0.0	0.0	0.0	0.0	0.0	0.0	0.0
142.5°	0.0	0.0	0.0	0.0	0.0	0.0	0.0	0.0	0.0	0.0	0.0
145°	0.0	0.0	0.0	0.0	0.0	0.0	0.0	0.0	0.0	0.0	0.0
147.5°	0.0	0.0	0.0	0.0	0.0	0.0	0.0	0.0	0.0	0.0	0.0
150°	0.0	0.0	0.0	0.0	0.0	0.0	0.0	0.0	0.0	0.0	0.0
152.5°	0.0	0.0	0.0	0.0	0.0	0.0	0.0	0.0	0.0	0.0	0.0
155°	0.0	0.0	0.0	0.0	0.0	0.0	0.0	0.0	0.0	0.0	0.0
157.5°	0.0	0.0	0.0	0.0	0.0	0.0	0.0	0.0	0.0	0.0	0.0
160°	0.0	0.0	0.0	0.0	0.0	0.0	0.0	0.0	0.0	0.0	0.0
162.5°	0.0	0.0	0.0	0.0	0.0	0.0	0.0	0.0	0.0	0.0	0.0
165°	0.0	0.0	0.0	0.0	0.0	0.0	0.0	0.0	0.0	0.0	0.0
167.5°	0.0	0.0	0.0	0.0	0.0	0.0	0.0	0.0	0.0	0.0	0.0
170°	0.0	0.0	0.0	0.0	0.0	0.0	0.0	0.0	0.0	0.0	0.0
172.5°	0.0	0.0	0.0	0.0	0.0	0.0	0.0	0.0	0.0	0.0	0.0
175°	0.0	0.0	0.0	0.0	0.0	0.0	0.0	0.0	0.0	0.0	0.0
177.5°	0.0	0.0	0.0	0.0	0.0	0.0	0.0	0.0	0.0	0.0	0.0
180°	0.0	0.0	0.0	0.0	0.0	0.0	0.0	0.0	0.0	0.0	0.0



REPORT NUMBER: P386167  
 CATALOG NUMBER: GWC-SA1D-740-U-SLL

**CANDELA DISTRIBUTION (continued):**

	220°	225°	230°	235°	240°	245°	250°	255°	260°	265°	270°
0°	2218.8	2218.8	2218.8	2218.8	2218.8	2218.8	2218.8	2218.8	2218.8	2218.8	2218.8
2.5°	1865.3	1852.2	1865.6	1878.7	1884.2	1889.8	1875.5	1860.9	1883.7	1906.1	1911.9
5°	1528.1	1516.2	1525.2	1533.9	1514.4	1494.9	1492.9	1490.6	1507.4	1524.3	1527.0
7.5°	1184.5	1180.7	1189.2	1197.6	1172.9	1147.8	1135.6	1123.4	1127.5	1131.5	1130.9
10°	883.2	885.5	896.0	906.2	886.9	867.7	859.3	850.8	860.1	869.2	877.6
12.5°	661.6	666.5	677.6	688.4	680.5	672.3	673.2	674.1	684.9	695.3	704.7
15°	513.9	519.8	527.6	535.2	535.5	535.5	543.1	550.3	549.5	548.6	555.0
17.5°	425.4	433.0	433.9	434.7	435.0	435.3	434.7	434.2	429.8	425.4	430.4
20°	364.3	366.9	369.2	371.3	368.6	365.7	358.4	351.2	348.3	345.3	350.0
22.5°	331.4	336.0	333.7	331.1	325.8	320.3	314.8	308.9	308.7	308.1	310.7
25°	303.7	307.5	303.4	299.3	295.5	291.8	288.0	284.2	283.9	283.6	284.8
27.5°	280.7	284.2	280.4	276.6	273.4	270.2	267.3	264.4	263.8	263.2	263.5
30°	260.9	264.1	260.9	257.4	255.1	252.5	250.4	248.4	248.1	247.8	247.8
32.5°	243.1	246.3	244.0	241.7	239.6	237.6	236.1	234.7	233.2	231.8	228.6
35°	227.7	230.9	229.5	227.7	225.4	223.0	220.4	217.5	213.7	209.7	207.9
37.5°	214.6	217.8	216.3	214.9	211.7	208.5	203.8	198.9	197.7	196.3	196.0
40°	204.1	209.1	206.2	203.0	198.0	193.1	190.7	188.4	187.8	187.2	186.6
42.5°	192.5	200.0	194.8	189.6	184.9	180.2	179.7	179.1	178.8	178.5	178.5
45°	177.9	186.1	180.8	175.3	172.7	170.0	170.0	170.0	170.3	170.3	170.9
47.5°	164.2	169.2	166.6	163.9	162.5	161.0	161.3	161.6	162.5	163.1	164.5
50°	152.6	154.3	154.9	155.2	154.3	153.5	154.0	154.3	155.2	155.8	156.9
52.5°	144.1	146.8	146.8	146.5	146.5	146.5	147.0	147.6	148.5	149.4	150.5
55°	138.6	142.4	141.2	140.1	140.3	140.3	140.9	141.5	142.4	143.0	144.7
57.5°	133.4	137.4	136.3	135.1	135.1	135.1	135.4	135.7	136.6	137.1	138.3
60°	127.2	131.3	130.2	128.7	129.0	129.3	129.6	129.6	130.2	130.4	130.4
62.5°	120.0	124.0	122.9	121.4	122.3	122.9	122.9	122.9	123.5	123.8	122.9
65°	112.4	116.2	115.0	113.9	115.0	115.9	116.5	116.8	116.5	116.2	115.3
67.5°	104.2	108.0	106.9	105.4	106.9	108.0	109.2	110.1	109.2	108.3	107.2
70°	95.5	99.3	97.8	96.4	97.8	99.3	100.5	101.6	100.5	99.3	99.0
72.5°	86.2	90.6	88.8	87.1	88.8	90.6	91.1	91.7	90.8	90.0	89.4
75°	76.0	80.4	78.9	77.2	78.6	80.1	80.4	80.7	80.7	80.4	78.6
77.5°	65.2	68.7	67.8	67.0	67.8	68.7	68.7	68.7	69.0	69.0	66.7
80°	52.4	54.5	54.7	55.0	55.3	55.6	55.3	55.0	54.5	53.9	52.4
82.5°	39.0	39.0	41.3	43.4	43.4	43.1	42.8	42.2	41.1	39.6	36.4
85°	24.8	23.3	27.1	30.6	30.6	30.3	29.7	28.8	26.5	23.9	21.3
87.5°	8.4	7.0	10.8	14.6	14.9	14.9	14.3	13.7	11.4	8.7	6.7
90°	0.0	0.0	0.0	0.0	0.0	0.0	0.0	0.0	0.0	0.0	0.0
92.5°	0.0	0.0	0.0	0.0	0.0	0.0	0.0	0.0	0.0	0.0	0.0
95°	0.0	0.0	0.0	0.0	0.0	0.0	0.0	0.0	0.0	0.0	0.0
97.5°	0.0	0.0	0.0	0.0	0.0	0.0	0.0	0.0	0.0	0.0	0.0
100°	0.0	0.0	0.0	0.0	0.0	0.0	0.0	0.0	0.0	0.0	0.0
102.5°	0.0	0.0	0.0	0.0	0.0	0.0	0.0	0.0	0.0	0.0	0.0
105°	0.0	0.0	0.0	0.0	0.0	0.0	0.0	0.0	0.0	0.0	0.0
107.5°	0.0	0.0	0.0	0.0	0.0	0.0	0.0	0.0	0.0	0.0	0.0



REPORT NUMBER: P386167

CATALOG NUMBER: GWC-SA1D-740-U-SLL

**CANDELA DISTRIBUTION (continued):**

	220°	225°	230°	235°	240°	245°	250°	255°	260°	265°	270°
112.5°	0.0	0.0	0.0	0.0	0.0	0.0	0.0	0.0	0.0	0.0	0.0
115°	0.0	0.0	0.0	0.0	0.0	0.0	0.0	0.0	0.0	0.0	0.0
117.5°	0.0	0.0	0.0	0.0	0.0	0.0	0.0	0.0	0.0	0.0	0.0
120°	0.0	0.0	0.0	0.0	0.0	0.0	0.0	0.0	0.0	0.0	0.0
122.5°	0.0	0.0	0.0	0.0	0.0	0.0	0.0	0.0	0.0	0.0	0.0
125°	0.0	0.0	0.0	0.0	0.0	0.0	0.0	0.0	0.0	0.0	0.0
127.5°	0.0	0.0	0.0	0.0	0.0	0.0	0.0	0.0	0.0	0.0	0.0
130°	0.0	0.0	0.0	0.0	0.0	0.0	0.0	0.0	0.0	0.0	0.0
132.5°	0.0	0.0	0.0	0.0	0.0	0.0	0.0	0.0	0.0	0.0	0.0
135°	0.0	0.0	0.0	0.0	0.0	0.0	0.0	0.0	0.0	0.0	0.0
137.5°	0.0	0.0	0.0	0.0	0.0	0.0	0.0	0.0	0.0	0.0	0.0
140°	0.0	0.0	0.0	0.0	0.0	0.0	0.0	0.0	0.0	0.0	0.0
142.5°	0.0	0.0	0.0	0.0	0.0	0.0	0.0	0.0	0.0	0.0	0.0
145°	0.0	0.0	0.0	0.0	0.0	0.0	0.0	0.0	0.0	0.0	0.0
147.5°	0.0	0.0	0.0	0.0	0.0	0.0	0.0	0.0	0.0	0.0	0.0
150°	0.0	0.0	0.0	0.0	0.0	0.0	0.0	0.0	0.0	0.0	0.0
152.5°	0.0	0.0	0.0	0.0	0.0	0.0	0.0	0.0	0.0	0.0	0.0
155°	0.0	0.0	0.0	0.0	0.0	0.0	0.0	0.0	0.0	0.0	0.0
157.5°	0.0	0.0	0.0	0.0	0.0	0.0	0.0	0.0	0.0	0.0	0.0
160°	0.0	0.0	0.0	0.0	0.0	0.0	0.0	0.0	0.0	0.0	0.0
162.5°	0.0	0.0	0.0	0.0	0.0	0.0	0.0	0.0	0.0	0.0	0.0
165°	0.0	0.0	0.0	0.0	0.0	0.0	0.0	0.0	0.0	0.0	0.0
167.5°	0.0	0.0	0.0	0.0	0.0	0.0	0.0	0.0	0.0	0.0	0.0
170°	0.0	0.0	0.0	0.0	0.0	0.0	0.0	0.0	0.0	0.0	0.0
172.5°	0.0	0.0	0.0	0.0	0.0	0.0	0.0	0.0	0.0	0.0	0.0
175°	0.0	0.0	0.0	0.0	0.0	0.0	0.0	0.0	0.0	0.0	0.0
177.5°	0.0	0.0	0.0	0.0	0.0	0.0	0.0	0.0	0.0	0.0	0.0
180°	0.0	0.0	0.0	0.0	0.0	0.0	0.0	0.0	0.0	0.0	0.0





REPORT NUMBER: P386167

CATALOG NUMBER: GWC-SA1D-740-U-SLL

**CANDELA DISTRIBUTION (continued):**

	275°	280°	285°	290°	295°	300°	305°	310°	315°	320°	325°
0°	2218.8	2218.8	2218.8	2218.8	2218.8	2218.8	2218.8	2218.8	2218.8	2218.8	2218.8
2.5°	1920.6	1924.4	1927.9	1956.4	1984.7	2017.9	2051.1	2076.4	2101.5	2127.4	2153.3
5°	1536.0	1540.6	1545.3	1579.9	1614.3	1660.6	1706.9	1746.8	1786.7	1833.6	1880.4
7.5°	1138.5	1148.7	1158.6	1195.6	1232.3	1282.1	1331.6	1383.7	1435.5	1496.7	1557.8
10°	894.2	913.4	932.4	970.2	1008.1	1057.3	1106.2	1160.6	1215.1	1275.4	1335.4
12.5°	723.9	749.5	774.8	820.3	865.7	924.5	983.0	1043.6	1103.9	1156.9	1209.9
15°	571.9	599.8	627.5	675.5	723.6	788.2	852.6	918.7	984.5	1048.0	1111.4
17.5°	446.1	469.1	491.8	532.6	573.0	635.6	698.3	767.6	836.9	914.3	991.5
20°	359.9	369.5	379.1	408.5	437.6	488.6	539.3	610.0	680.8	773.4	866.0
22.5°	315.3	320.3	325.0	339.2	353.2	386.1	418.7	481.3	543.6	644.7	745.4
25°	288.6	292.3	296.1	305.4	314.8	330.5	346.2	390.2	434.2	533.4	632.4
27.5°	264.4	270.2	275.7	280.1	284.2	295.0	305.4	334.3	363.1	455.7	548.0
30°	246.9	249.0	251.0	257.7	264.1	275.2	286.2	306.3	326.4	404.7	482.8
32.5°	226.5	229.5	232.4	239.4	246.3	256.5	266.7	283.0	299.0	366.0	432.7
35°	208.2	211.1	214.0	221.0	227.7	238.8	249.5	263.2	276.6	334.9	393.1
37.5°	196.8	199.8	202.7	208.8	214.6	225.7	236.4	247.2	257.7	311.6	365.4
40°	187.2	190.1	193.1	198.9	204.4	215.2	225.7	234.7	243.7	294.1	344.5
42.5°	178.8	182.0	185.2	191.0	196.5	206.2	215.8	227.7	239.4	279.0	318.3
45°	171.8	175.0	177.9	184.3	190.7	200.0	209.4	226.0	242.6	271.1	299.6
47.5°	165.4	168.9	172.1	179.1	186.1	197.7	209.1	223.0	236.7	265.0	293.2
50°	159.3	163.4	167.4	175.9	184.0	203.5	222.8	224.8	226.5	260.0	293.2
52.5°	153.5	158.1	162.8	173.3	183.4	206.2	228.9	221.6	214.0	250.7	287.4
55°	147.6	151.7	155.5	168.3	181.1	197.7	214.3	204.7	194.8	233.2	271.7
57.5°	139.8	144.1	148.2	161.9	175.6	187.2	198.6	189.9	180.8	213.4	245.8
60°	131.6	136.6	141.5	159.0	176.2	174.1	171.8	170.0	168.0	191.3	214.6
62.5°	124.3	129.6	134.8	157.5	180.2	166.3	152.3	153.7	154.9	172.1	189.3
65°	117.1	122.3	127.2	138.6	150.0	144.4	138.9	141.2	143.3	160.1	177.0
67.5°	108.9	113.6	117.9	121.7	125.5	126.1	126.7	129.0	131.3	151.4	171.2
70°	99.9	103.7	107.4	110.1	112.4	113.6	114.4	117.3	120.3	142.1	163.9
72.5°	89.7	92.9	95.8	98.1	100.5	101.3	101.9	104.8	107.7	131.0	154.3
75°	78.6	81.2	83.6	85.6	87.6	88.8	90.0	92.0	94.1	119.4	144.4
77.5°	66.4	69.0	71.3	73.1	74.5	75.7	76.6	79.2	81.8	103.1	124.0
80°	51.8	55.0	57.9	59.4	60.6	60.9	60.9	63.2	65.5	80.7	95.5
82.5°	36.7	40.2	43.4	44.6	45.7	45.7	45.7	48.3	51.0	61.1	71.0
85°	21.5	25.3	28.8	30.0	31.2	31.7	32.0	33.2	34.1	41.3	48.3
87.5°	6.7	9.9	12.8	13.4	14.0	15.1	16.3	16.6	16.6	21.5	26.5
90°	0.0	0.0	0.0	0.0	0.0	0.0	0.0	0.0	0.0	0.0	0.0
92.5°	0.0	0.0	0.0	0.0	0.0	0.0	0.0	0.0	0.0	0.0	0.0
95°	0.0	0.0	0.0	0.0	0.0	0.0	0.0	0.0	0.0	0.0	0.0
97.5°	0.0	0.0	0.0	0.0	0.0	0.0	0.0	0.0	0.0	0.0	0.0
100°	0.0	0.0	0.0	0.0	0.0	0.0	0.0	0.0	0.0	0.0	0.0
102.5°	0.0	0.0	0.0	0.0	0.0	0.0	0.0	0.0	0.0	0.0	0.0
105°	0.0	0.0	0.0	0.0	0.0	0.0	0.0	0.0	0.0	0.0	0.0
107.5°	0.0	0.0	0.0	0.0	0.0	0.0	0.0	0.0	0.0	0.0	0.0



REPORT NUMBER: P386167  
 CATALOG NUMBER: GWC-SA1D-740-U-SLL

**CANDELA DISTRIBUTION (continued):**

	275°	280°	285°	290°	295°	300°	305°	310°	315°	320°	325°
112.5°	0.0	0.0	0.0	0.0	0.0	0.0	0.0	0.0	0.0	0.0	0.0
115°	0.0	0.0	0.0	0.0	0.0	0.0	0.0	0.0	0.0	0.0	0.0
117.5°	0.0	0.0	0.0	0.0	0.0	0.0	0.0	0.0	0.0	0.0	0.0
120°	0.0	0.0	0.0	0.0	0.0	0.0	0.0	0.0	0.0	0.0	0.0
122.5°	0.0	0.0	0.0	0.0	0.0	0.0	0.0	0.0	0.0	0.0	0.0
125°	0.0	0.0	0.0	0.0	0.0	0.0	0.0	0.0	0.0	0.0	0.0
127.5°	0.0	0.0	0.0	0.0	0.0	0.0	0.0	0.0	0.0	0.0	0.0
130°	0.0	0.0	0.0	0.0	0.0	0.0	0.0	0.0	0.0	0.0	0.0
132.5°	0.0	0.0	0.0	0.0	0.0	0.0	0.0	0.0	0.0	0.0	0.0
135°	0.0	0.0	0.0	0.0	0.0	0.0	0.0	0.0	0.0	0.0	0.0
137.5°	0.0	0.0	0.0	0.0	0.0	0.0	0.0	0.0	0.0	0.0	0.0
140°	0.0	0.0	0.0	0.0	0.0	0.0	0.0	0.0	0.0	0.0	0.0
142.5°	0.0	0.0	0.0	0.0	0.0	0.0	0.0	0.0	0.0	0.0	0.0
145°	0.0	0.0	0.0	0.0	0.0	0.0	0.0	0.0	0.0	0.0	0.0
147.5°	0.0	0.0	0.0	0.0	0.0	0.0	0.0	0.0	0.0	0.0	0.0
150°	0.0	0.0	0.0	0.0	0.0	0.0	0.0	0.0	0.0	0.0	0.0
152.5°	0.0	0.0	0.0	0.0	0.0	0.0	0.0	0.0	0.0	0.0	0.0
155°	0.0	0.0	0.0	0.0	0.0	0.0	0.0	0.0	0.0	0.0	0.0
157.5°	0.0	0.0	0.0	0.0	0.0	0.0	0.0	0.0	0.0	0.0	0.0
160°	0.0	0.0	0.0	0.0	0.0	0.0	0.0	0.0	0.0	0.0	0.0
162.5°	0.0	0.0	0.0	0.0	0.0	0.0	0.0	0.0	0.0	0.0	0.0
165°	0.0	0.0	0.0	0.0	0.0	0.0	0.0	0.0	0.0	0.0	0.0
167.5°	0.0	0.0	0.0	0.0	0.0	0.0	0.0	0.0	0.0	0.0	0.0
170°	0.0	0.0	0.0	0.0	0.0	0.0	0.0	0.0	0.0	0.0	0.0
172.5°	0.0	0.0	0.0	0.0	0.0	0.0	0.0	0.0	0.0	0.0	0.0
175°	0.0	0.0	0.0	0.0	0.0	0.0	0.0	0.0	0.0	0.0	0.0
177.5°	0.0	0.0	0.0	0.0	0.0	0.0	0.0	0.0	0.0	0.0	0.0
180°	0.0	0.0	0.0	0.0	0.0	0.0	0.0	0.0	0.0	0.0	0.0



REPORT NUMBER: P386167  
 CATALOG NUMBER: GWC-SA1D-740-U-SLL

**CANDELA DISTRIBUTION (continued):**

	330°	335°	340°	345°	350°	355°	360°
0°	2218.8	2218.8	2218.8	2218.8	2218.8	2218.8	2218.8
2.5°	2183.0	2212.7	2247.3	2281.7	2311.1	2340.5	2365.0
5°	1940.1	1999.8	2072.9	2145.7	2210.6	2275.6	2351.0
7.5°	1635.0	1712.1	1806.8	1901.4	1993.1	2084.6	2200.5
10°	1414.0	1492.3	1592.5	1692.3	1795.4	1898.2	2029.2
12.5°	1273.6	1337.1	1434.1	1531.0	1652.2	1773.0	1899.1
15°	1181.0	1250.3	1344.7	1439.0	1571.5	1704.0	1849.0
17.5°	1082.3	1172.9	1293.7	1414.6	1571.5	1728.2	1899.1
20°	979.0	1091.6	1248.3	1404.9	1616.3	1827.5	2045.5
22.5°	875.9	1006.3	1207.2	1407.9	1684.2	1960.2	2254.6
25°	783.0	933.5	1182.2	1430.6	1782.9	2134.9	2500.1
27.5°	712.5	876.7	1172.0	1467.0	1908.1	2349.2	2767.1
30°	649.9	817.1	1159.8	1502.5	2028.7	2554.5	2975.9
32.5°	595.8	758.8	1136.2	1513.3	2112.8	2712.4	3152.6
35°	553.2	713.4	1096.6	1479.8	2165.5	2851.2	3336.6
37.5°	516.6	667.7	1051.5	1435.2	2212.4	2989.6	3543.7
40°	481.6	618.8	1012.7	1406.4	2277.0	3147.7	3762.4
42.5°	448.4	578.6	981.6	1384.6	2337.0	3289.2	3953.7
45°	423.7	547.7	953.9	1359.8	2375.7	3391.7	4097.8
47.5°	411.4	529.4	939.1	1348.5	2414.5	3480.2	4217.5
50°	409.7	526.2	955.9	1385.7	2498.3	3610.6	4354.3
52.5°	409.4	531.4	1004.6	1477.7	2654.1	3830.2	4502.5
55°	403.3	534.6	1062.5	1590.1	2863.2	4135.9	4769.0
57.5°	384.7	523.5	1122.2	1720.6	3084.2	4447.5	5069.2
60°	355.8	496.8	1171.4	1845.8	3232.7	4619.3	5184.8
62.5°	319.7	449.9	1187.7	1925.3	3228.6	4531.9	5068.3
65°	288.9	400.7	1134.2	1867.3	3065.3	4262.9	4838.0
67.5°	261.5	351.5	1000.2	1648.7	2771.5	3894.0	4545.0
70°	241.7	319.1	827.5	1335.9	2403.7	3471.2	4205.8
72.5°	229.2	303.7	674.7	1045.3	1950.6	2855.6	3597.5
75°	212.0	279.5	529.4	778.9	1492.9	2206.9	2717.3
77.5°	179.9	235.6	398.9	562.3	1095.4	1628.3	1889.8
80°	138.9	182.0	274.3	366.6	753.9	1141.1	1288.5
82.5°	99.0	127.0	166.3	205.6	500.8	795.8	808.0
85°	61.1	74.0	95.2	116.5	331.4	546.3	455.1
87.5°	32.9	39.3	50.4	61.1	106.0	150.8	86.8
90°	0.0	0.0	0.0	0.0	0.0	0.0	0.0
92.5°	0.0	0.0	0.0	0.0	0.0	0.0	0.0
95°	0.0	0.0	0.0	0.0	0.0	0.0	0.0
97.5°	0.0	0.0	0.0	0.0	0.0	0.0	0.0
100°	0.0	0.0	0.0	0.0	0.0	0.0	0.0
102.5°	0.0	0.0	0.0	0.0	0.0	0.0	0.0
105°	0.0	0.0	0.0	0.0	0.0	0.0	0.0
107.5°	0.0	0.0	0.0	0.0	0.0	0.0	0.0



REPORT NUMBER: P386167  
CATALOG NUMBER: GWC-SA1D-740-U-SLL

**CANDELA DISTRIBUTION (continued):**

	330°	335°	340°	345°	350°	355°	360°
112.5°	0.0	0.0	0.0	0.0	0.0	0.0	0.0
115°	0.0	0.0	0.0	0.0	0.0	0.0	0.0
117.5°	0.0	0.0	0.0	0.0	0.0	0.0	0.0
120°	0.0	0.0	0.0	0.0	0.0	0.0	0.0
122.5°	0.0	0.0	0.0	0.0	0.0	0.0	0.0
125°	0.0	0.0	0.0	0.0	0.0	0.0	0.0
127.5°	0.0	0.0	0.0	0.0	0.0	0.0	0.0
130°	0.0	0.0	0.0	0.0	0.0	0.0	0.0
132.5°	0.0	0.0	0.0	0.0	0.0	0.0	0.0
135°	0.0	0.0	0.0	0.0	0.0	0.0	0.0
137.5°	0.0	0.0	0.0	0.0	0.0	0.0	0.0
140°	0.0	0.0	0.0	0.0	0.0	0.0	0.0
142.5°	0.0	0.0	0.0	0.0	0.0	0.0	0.0
145°	0.0	0.0	0.0	0.0	0.0	0.0	0.0
147.5°	0.0	0.0	0.0	0.0	0.0	0.0	0.0
150°	0.0	0.0	0.0	0.0	0.0	0.0	0.0
152.5°	0.0	0.0	0.0	0.0	0.0	0.0	0.0
155°	0.0	0.0	0.0	0.0	0.0	0.0	0.0
157.5°	0.0	0.0	0.0	0.0	0.0	0.0	0.0
160°	0.0	0.0	0.0	0.0	0.0	0.0	0.0
162.5°	0.0	0.0	0.0	0.0	0.0	0.0	0.0
165°	0.0	0.0	0.0	0.0	0.0	0.0	0.0
167.5°	0.0	0.0	0.0	0.0	0.0	0.0	0.0
170°	0.0	0.0	0.0	0.0	0.0	0.0	0.0
172.5°	0.0	0.0	0.0	0.0	0.0	0.0	0.0
175°	0.0	0.0	0.0	0.0	0.0	0.0	0.0
177.5°	0.0	0.0	0.0	0.0	0.0	0.0	0.0
180°	0.0	0.0	0.0	0.0	0.0	0.0	0.0

Signify Classified - Internal  
Cooper Lighting Solutions Photometric Lab  
1121 Highway 74 South  
Peachtree City, GA 30269

Scaled Data Report



Report Generated By 670245982

Signify Classified - Internal  
Cooper Lighting Solutions Photometric Lab  
1121 Highway 74 South  
Peachtree City, GA 30269

Scaled Data Report



Signify Classified - Internal  
Cooper Lighting Solutions Photometric Lab  
1121 Highway 74 South  
Peachtree City, GA 30269

Scaled Data Report



Signify Classified - Internal  
Cooper Lighting Solutions Photometric Lab  
1121 Highway 74 South  
Peachtree City, GA 30269

Scaled Data Report







--- HS    — SS



u



110°	0.0	0.0	0.0	0.0	0.0	0.0	0.0	0.0	0.0	0.0	0.0
------	-----	-----	-----	-----	-----	-----	-----	-----	-----	-----	-----

Signify Classified - Internal  
Cooper Lighting Solutions Photometric Lab  
1121 Highway 74 South  
Peachtree City, GA 30269

Scaled Data Report





110°	0.0	0.0	0.0	0.0	0.0	0.0	0.0	0.0	0.0	0.0	0.0
------	-----	-----	-----	-----	-----	-----	-----	-----	-----	-----	-----

Signify Classified - Internal  
Cooper Lighting Solutions Photometric Lab  
1121 Highway 74 South  
Peachtree City, GA 30269

Scaled Data Report





110°	0.0	0.0	0.0	0.0	0.0	0.0	0.0	0.0	0.0	0.0	0.0
------	-----	-----	-----	-----	-----	-----	-----	-----	-----	-----	-----

Signify Classified - Internal  
Cooper Lighting Solutions Photometric Lab  
1121 Highway 74 South  
Peachtree City, GA 30269

Scaled Data Report







110°	0.0	0.0	0.0	0.0	0.0	0.0	0.0	0.0	0.0	0.0	0.0
------	-----	-----	-----	-----	-----	-----	-----	-----	-----	-----	-----

Signify Classified - Internal  
Cooper Lighting Solutions Photometric Lab  
1121 Highway 74 South  
Peachtree City, GA 30269

Scaled Data Report





110°	0.0	0.0	0.0	0.0	0.0	0.0	0.0	0.0	0.0	0.0	0.0
------	-----	-----	-----	-----	-----	-----	-----	-----	-----	-----	-----

Signify Classified - Internal  
Cooper Lighting Solutions Photometric Lab  
1121 Highway 74 South  
Peachtree City, GA 30269

Scaled Data Report





110°	0.0	0.0	0.0	0.0	0.0	0.0	0.0	0.0	0.0	0.0	0.0
------	-----	-----	-----	-----	-----	-----	-----	-----	-----	-----	-----

Signify Classified - Internal  
Cooper Lighting Solutions Photometric Lab  
1121 Highway 74 South  
Peachtree City, GA 30269

Scaled Data Report





110°	0.0	0.0	0.0	0.0	0.0	0.0	0.0
------	-----	-----	-----	-----	-----	-----	-----

Signify Classified - Internal  
Cooper Lighting Solutions Photometric Lab  
1121 Highway 74 South  
Peachtree City, GA 30269

Scaled Data Report



(END OF REPORT)